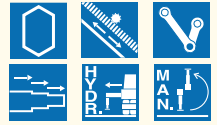




Standard



Optional



2S

	6410	4300	2880	2165	kg
	2.67	4.40	6.50	8.60	m
2445 kg 5390 lb	14130	9475	6345	4770	lb
	8'9"	14'5"	21.3"	28'2"	ft

3S

	6180	4020	2660	1950	1580	kg
	2.67	4.48	6.58	8.68	10.78	m
2600 kg 5730 lb	13620	8860	5860	4295	3480	lb
	8'9"	14'8"	21'7"	28'5"	35'4"	ft

4S

	6000	3800	2440	1820	1415	1140	kg
	2.67	4.56	6.66	8.76	10.86	12.96	m
2730 kg 6015 lb	13225	8375	5375	4010	3115	2510	lb
	8'9"	14'11"	21'10"	28'8"	35'7"	42'6"	ft

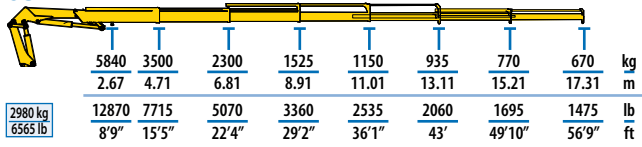
5S

	5900	3635	2320	1660	1270	1030	880	kg
	2.67	4.63	6.73	8.83	10.93	13.03	15.13	m
2860 kg 6015 lb	13005	8010	5110	3655	2795	2270	1940	lb
	8'9"	15'2"	22'	28'11"	35'10"	42'8"	49'7"	ft

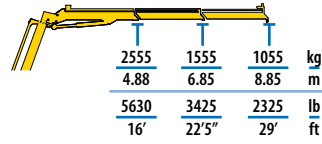
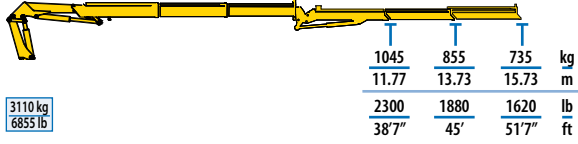
MODEL							
	txm	(°)	mm	mm	mm	mm	t
2S	18,94	400	2340	2485	970	5050 5700	18
3S	18,02	400	2340	2485	970	5050 5700	18
4S	17,32	400	2340	2485	970	5050 5700	18
5S	16,85	400	2340	2485	1145	5050 5700	18

MODEL							
	lb*ft	(°)	in	in	in	in	lb
2S	137040	400	92	98	38	199 224	39700
3S	130380	400	92	98	38	199 224	39700
4S	125320	400	92	98	38	199 224	39700
5S	121920	400	92	98	45	199 224	39700

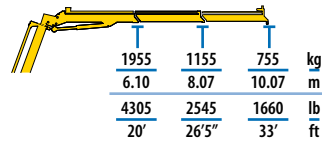
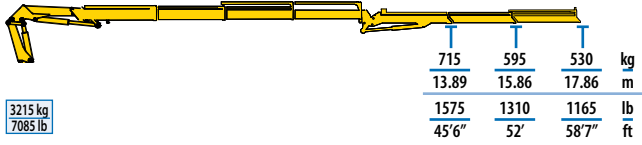
6S



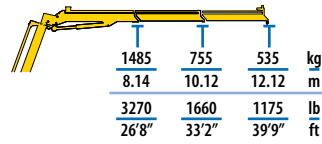
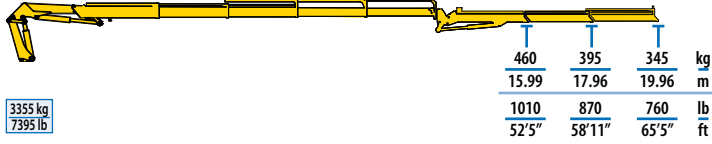
2S+JIB 2S



3S+JIB 2S



4S+JIB 2S



MODEL								
	txm	(°)	mm	mm	mm	mm	t	GVW
6S	16,49	400	2340	2485	1145	5050 5700	18	
2S+JIB 2S	18,94	400	2540	2485	1095	5050 5700	18	
3S+JIB 2S	18,02	400	2540	2485	1095	5050 5700	18	
4S+JIB 2S	17,32	400	2540	2485	1095	5050 5700	18	

MODEL								
	lb*ft	(°)	in	in	in	in	lb	GVW
6S	119310	400	92	98	45	199 224	39700	
2S+JIB 2S	137040	400	100	98	43	199 224	39700	
3S+JIB 2S	130380	400	100	98	43	199 224	39700	
4S+JIB 2S	125320	400	100	98	43	199 224	39700	