

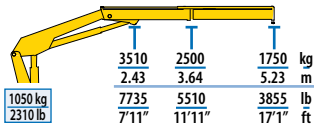
Standard

-
-
-
-

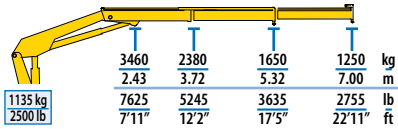
Optional

-
-
-
-
-
-

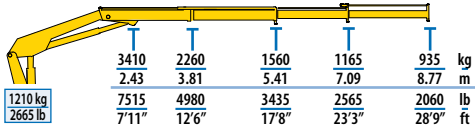
1S



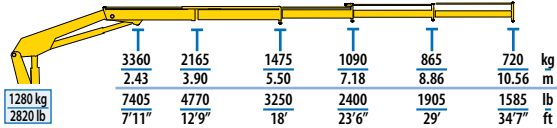
2S



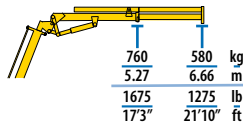
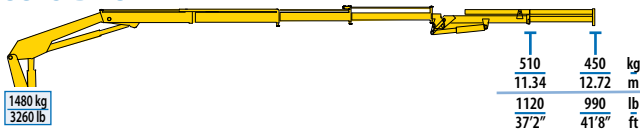
3S



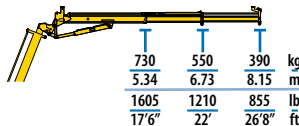
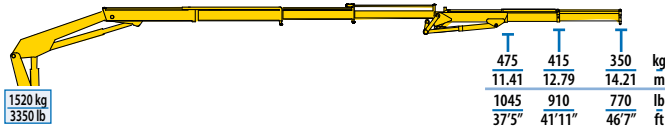
4S



3S+JIB 1S



3S+JIB 2S



MODEL							
	txm	(°)	mm	mm	mm	mm	t
1S	9,16	380	2160	2300	660	3763 4913	10
2S	8,86	380	2160	2300	660	3763 4913	10
3S	8,61	380	2160	2300	660	3763 4913	10
4S	8,44	380	2160	2300	660	3763 4913	10
3S+JIB 1S	8,61	380	2160	2365	770	3763 4913	10
3S+JIB 2S	8,61	380	2160	2450	770	3763 4913	10

MODEL							
	lb*ft	(°)	in	in	in	in	lb
1S	66280	380	85	90	26	148 193	22000
2S	64110	380	85	90	26	148 193	22000
3S	62300	380	85	90	26	148 193	22000
4S	61070	380	85	90	26	148 193	22000
3S+JIB 1S	62300	380	85	93	30	148 193	22000
3S+JIB 2S	62300	380	85	96	30	148 193	22000